

I AM THE
**STORY
TELLER**

A CHILDREN'S STORYTELLING
**ACTIVITY
BOOK**



This book belongs to
Ang librong ito ay pagmamay-ari ni



Philippine Copyright ©2020
by
CANVAS - The Center for Art, New Ventures
and Sustainable Development

All Rights Reserved.

However, anyone may share, copy, and redistribute the material herein in any medium or format for NON-COMMERCIAL purposes, provided that appropriate attribution and credit is given to its publisher, CANVAS. No changes to, remixing, transformation, or any other derivative of the material herein may be made without first seeking the written permission of CANVAS.

Please direct all inquiries to:
CANVAS, No.1 Upsilon Drive Ext. corner Zuzuareggui St.,
Alpha Village, Diliman, Quezon City, Philippines 1119
Email at info@canvas.ph

First printed in hardcover 2020
Originally published in Filipino and English
Published by CANVAS - The Center for Art, New Ventures and Sustainable Development
Printed in the Republic of the Philippines

Book and layout design by Kevin Candelaria
Edited by Annette Ferrer
Educational Consultant: Ana Maria Margarita Salvador

All artworks featured in this book are by Arnica Acantilado, Ricky Ambagan, Marcel Antonio, John Paul Antido, Jamie Bauza, Renato Barja Jr., RV Basco, Jeho Bitancor, Elmer Borlongan, Sergio Bumatay III, Benedicto Cabrera, Yas Doctor, Liza Flores, Abi Goy, Johanna Helmuth, Rommel Joson, Dante Lerma, Joy Mallari, Chad Montero, Harry Monzon, Jericho Moral, and Rodel Tapaya
Photography by Ocs Alvarez

The National Library of the Philippines CIP Data

I am the storyteller : a children's storytelling activity book. --
Quezon City : CANVAS - The Center for Art, New Ventures
and Sustainable Development, [2020], c2020.
68 pages : color illustrations ; cm

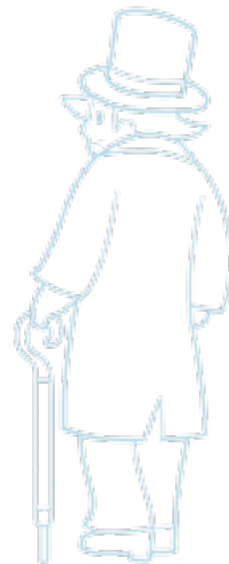
ISBN 978-971-9689-23-2
In English and Filipino text.

1. Illustrated children's books. 2. Art and literature - Philippines.
3. Creative activities and seatwork. I. Title.

741.642

NC992.

P5 P020200049





How to Use This Book



You have in your hands a book of artworks and illustrations. Below are some suggestions to help you enjoy and tell the stories yourself.

Please have your teachers or parents see page 66 of this book!

WRITING

- Each picture may tell a different story depending on who is looking at it. What stories do you find in each artwork?
- Look at the expressions on the faces of the characters. Are they happy, sad, angry, excited, or afraid?
- Look at the place where the characters can be found. Imagine what the character may be doing in such a setting.
- There are no right or wrong answers, so feel free to write as much as you want.

ART

- What do you see in the illustration? Are there people, animals, or objects? Be attentive to the details.
- You are given the chance to be the artist. Use any art material you have at home or in school. You may decide to follow the same colors that the artist used or experiment with any color or material you feel like using.



Finally, share your art and written work with your parents, siblings, or a friend. Who knows, they might have a different story to tell or a different way of looking at the artwork.



Paano Gamitin ang Librong Ito



Nasa mga kamay mo ang isang libro ng mga larawang galing sa iba't ibang kuwentong pambata. Sa ibaba ay mga bagay na puwede mong gawin para ma-enjoy ang librong ito. *Ipakita ang pahina 67 sa inyong mga magulang o guro!*


PAGSULAT

- Bawat larawan ay may iba't ibang kuwento depende sa kung sino ang tumitingin dito. Anong kuwento ang nakikita mo sa bawat artwork?
- Tingnan ang ekspresyon sa mukha ng mga tao. Masaya ba sila o malungkot? Galit ba sila, eksayted, o takot?
- Pansinin ang lugar kung saan makikita ang mga tao o hayop sa larawan. Isipin mo kung ano kaya ang ginagawa nila sa ganyang lugar.
- Walang tama o maling sagot dito. Ang mahalaga ay sumulat ka lang nang sumulat.

SINING

- Pumili ng artwork o larawan. Ano ang nakikita mo rito? Meron bang mga tao, hayop, o mga bagay? Pansinin ang mga detalye sa larawan.
- Ngayon ang pagkakataon mong maging ilustrador. Pumili ng anumang art material na meron ka sa bahay o sa paaralan. Gagamitin mo ito sa pagkulang. Maaari mong gayahin ang mga kulay na ginamit ng orihinal na ilustrador o mag-eksperimento gamit ang anumang kulay o art material na gusto mong gamitin.

Pagkatapos, baka gusto mong ipakita ang iyong kinulayan at isinulat sa iyong mga magulang, kapatid o kaibigan. Malay mo, baka meron silang ibang kuwento o ibang paraan ng pagtingin sa larawan.





On a cloudy day, go outside and look up at the sky.
What shapes do you see? Write a short story about it.

*Kapag maulap, lumabas ka at tingnan ang langit.
Anong mga hugis ang nakikita mo? Magsulat ng
maikling kwento.*



The smell of some things can make us happy. Flowers, freshly baked cookies, books, new clothes, even some people.

Describe a time when the smell of something made you happy or excited.

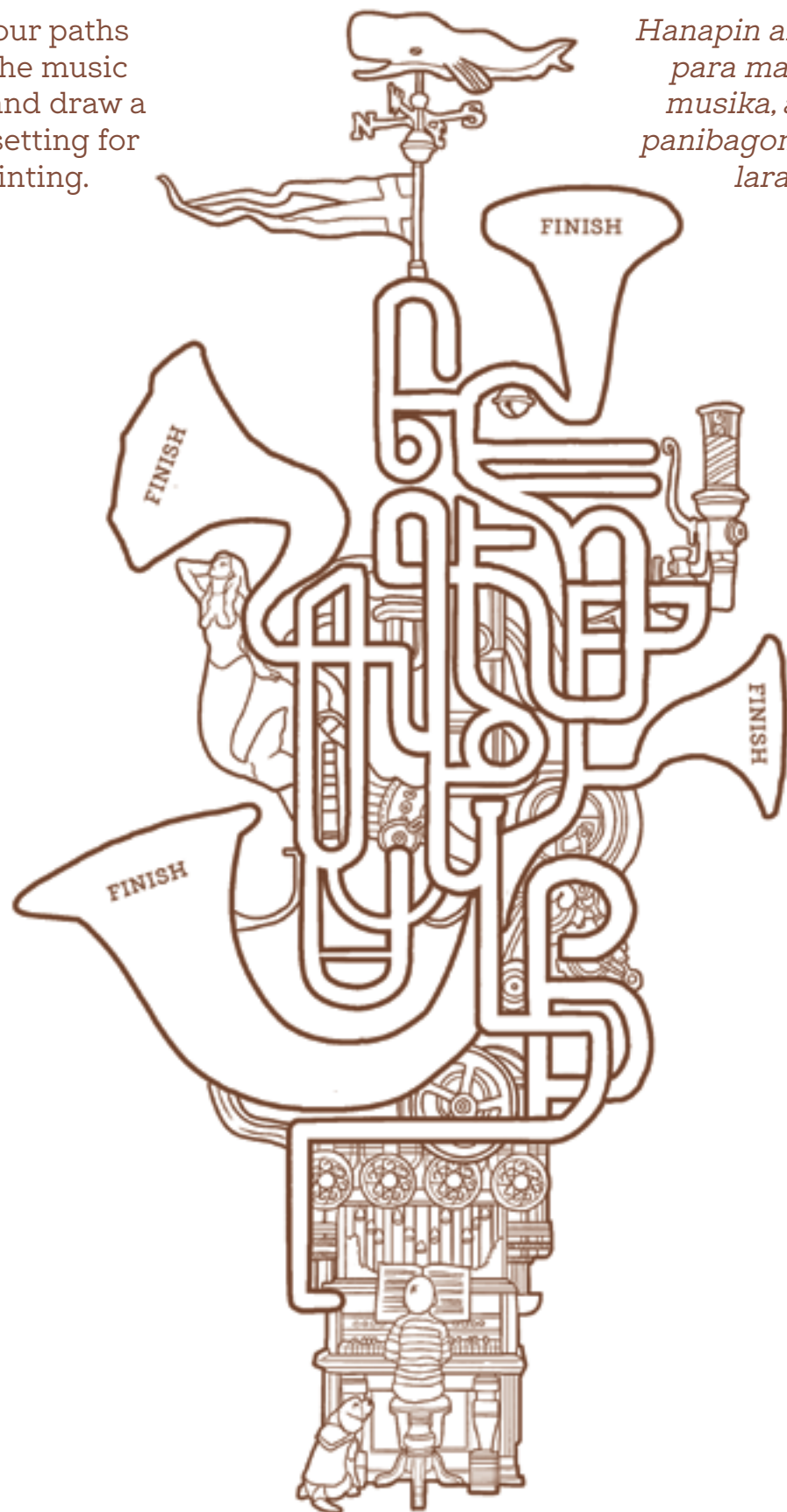
May mga amoy na nakakapagpasaya sa atin. Bulaklak, bagong lutong cookies, mga libro, bagong damit, at minsan, ilang mga tao.

Ipaliwanag ang isang pagkakataong napasaya ka ng isang amoy.



Artwork by
YAS DOCTOR

Find all four paths to allow the music to sound, and draw a different setting for the painting.



Hanapin ang apat na daan para makatugtog ang musika, at gumuhit ng panibagong lugar para sa larawang ito.

Artwork by DANTE LERMA





Write a short story about
the painting.


*Magsulat ng kwento tungkol
sa larawan.*




Artwork by ABI GOY

Use your imagination.
What is the genie of
the tree whispering
to the little boy?

*Gamitin ang iyong
imahinasyon. Ano kaya
ang ibinubulong ng
genie sa bata?*








Write a short story about the painting
on the previous page.

*Magsulat ng kwento tungkol sa larawan
sa naunang pahina.*





In this scene,
what would the big cat say
to the little girl?

*Ano kaya ang sasabihin ng
malaking pusa sa batang babae?*



Encircle the people or things that don't belong in the painting.
Bilugan ang mga tao o bagay na hindi nababagay sa larawang ito.



Cockfighting is a cultural tradition in many places in the Philippines. If someone from another country asked, how would you describe it? Interview your parents or grandparents – ask them about cockfighting, and write down what they say.


Ang sabong ay isang tradisyon sa maraming lugar sa Pilipinas. Kung tatanungin ka ng isang taga-ibang bansa tungkol dito, paano mo ito ipapaliwanag sa kanya? Interbyuhin ang iyong mga magulang o nakatatanda – ano ang msasabi nila tungkol sa sabong at isulat ang mga sasabihin nila.




Artwork by MARCEL ANTONIO

Write down what your most memorable dream was like.

*Isulat mo ang kuwento
ng pinaka hindi mo
malimutang panaginip.*





If your life was a book, what
would the cover look like?
What will the title be?

*Kung ang buhay mo ay gagawing libro,
ano ang magiging pabalat nito?
Ano ang magiging pamagat nito?*




Artwork by DANTE LERMA



What might the animals be shouting, saying or thinking about? Fill in the bubbles.

*Ano kaya ang maaaring isinisigaw,
pinag-uusapan o iniisip ng mga hayop?
Punan ang mga bula.*

Artwork by ARNICA ACANTILADO





Draw what you would
look like if you were
a warrior.

*Iguhit kung ano ang magiging
hitsura mo kung ikaw ay isang
mandirigma.*



Artwork by
HARRY
MONZON

What do they see in their telescopes?
Draw this in the circle.

*Ano ang nakikita nila sa kanilang teleskopyo?
Iguhit ito sa bilog.*

Artwork by RICKY AMBAGAN





Write a letter to your guardian angel.

*Magsulat ng liham sa iyong
guardian angel.*

Artwork
by JOHANNA HELMUTH

Artwork by JAMIE BAUZA

Write a poem about why books
are important.

*Magsulat ng tula kung bakit
mahalaga ang mga libro.*






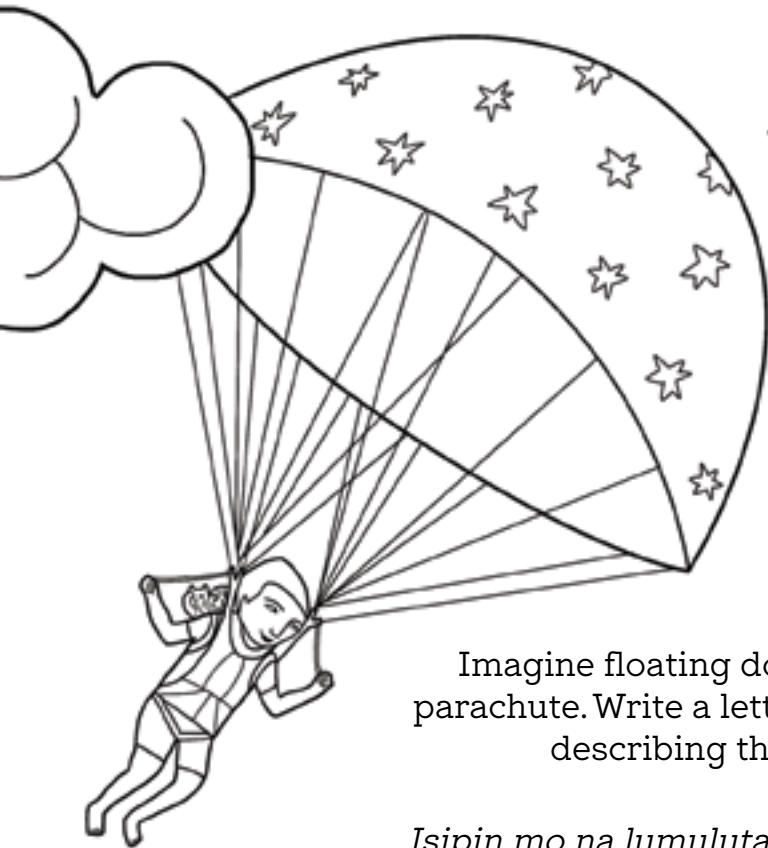
Continue this story.

It was raining hard and the waters were rising. Maria quickly wrapped her baby in a white blanket, threw a yellow blanket over their heads, and stepped out the door in the pouring rain...

Ipagpatuloy yung kwento.

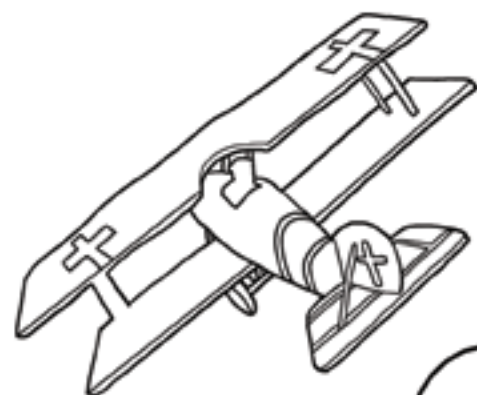
Malakas ang ulan at nagsisimula nang bumaha. Mabilis na binalot ni Maria ang kanyang sanggol sa puting kumot, itinaklob ang dilaw na kumot sa kanilang mga ulo, at sumuong sa bumubuhos na ulan...





Imagine floating down to earth with a parachute. Write a letter to your best friend describing the experience.

Isipin mo na lumulutang ka pababa na naka parasyut. Isulat sa isang liham para sa iyong matalik na kaibigan ang iyong karanasan.





Write a happy ending for their story.

Magsulat ng masayang katapusan para sa kanilang kuwento.

Artwork by JOJO BARJA


Write a short story about dolls
becoming real.

*Magsulat ng kwento tungkol sa mga
manyikang nabubuhay.*





What would your
tree look like?



*Ano ang magiging
hitsura ng puno mo?*

Artwork by
ELMER BORLONGAN





Write down in the speech bubbles what you imagine the little bird and the girl are talking about.

Isulat sa mga bilog kung ano sa tingin mo ang pinapag-usapan ng ibon at batang babae.



Artwork by LIZA FLORES

Kuya Juan is on a special mission.
Imagine what his mission might be
and write it down below.


*Si Kuya Juan ay may espesyal
na misyon. Isipin kung ano ang
kanyang misyon at isulat
ito sa ibaba.*





Write a short story about
this painting.


*Magsulat ng kwento
tungkol sa larawang ito.*



Artwork by
ROMMEL JOSON

What would trees tell us
if they could talk?

*Ano ang sasabihin sa atin ng mga puno
kung sila ay nakakapagsalita?*





A Note to Parents and Teachers

Children's picture books are an excellent starting point for introducing art to young people. This book is a collection of illustrations taken from various storybooks published by CANVAS. It is meant to make art more accessible to children and encourage them to try their hand at being writers and artists.

Below are some suggestions that can help you use this book to encourage children to create stories and pictures.

- Choose an artwork that you would like your students/children to look at. Get them to focus on certain elements of the picture by doing a think aloud. For instance, if you wanted to focus on color, you might say, "I wonder why the artist chose to use bright colors."

What mood do the colors evoke?" Or you may want the children to think of other possibilities as when you say out loud, "I wonder how the picture will look like if the artist had chosen darker colors."
- Get the children to brainstorm on possible answers to your questions. Afterwards, challenge them to color the outline on the book using materials available in school or at home. Tell them that they are free to copy the style of the artist or to experiment by using different materials, colors, textures, and the like.
- After they work on the art activity, get them to focus on elements of the artwork that could make a good story. Maybe you can start by asking them which part of the picture they find most interesting. If they point out a particular person in a picture, you might say, "I wonder what this person could be feeling." If a certain animal caught their attention, you might think aloud, "What could this animal do next?" You may also get them to imagine what they would do if they were a subject in the artwork. Accept different possible answers.
- You might also lead the children to focus on the setting. Maybe you can ask them if the setting looks like a place they would like to be in. Does it look like a peaceful place? Or does danger seem to loom in that place? Is it a realistic picture or one that seems to have come from a fantasy land?
- Remember, though, that there may be children who are reluctant to write because they are afraid of making mistakes. Remind them that there are no right or wrong answers—what is important is that they write.
- After you have introduced the book to them by way of the art and writing activities, encourage them to explore the book on their own.

Paalala sa mga Magulang at Guro

Ang mga aklat na may larawan ay magandang panimulang pagpapakilala ng sining sa mga bata. Ang aklat na ito ay koleksiyon ng mga larawang hango sa iba't ibang mga kuwentong pambatang inilimbag ng CANVAS. Layon nitong mas mailapit ang sining sa mga bata at mahikayat silang maging manlilikha rin ng sarili nilang mga kuwento at sining.

Narito ang ilang mga mungkahi sa paggamit ng aklat na ito para hikayatin ang mga batang lumikha ng mga kuwento at larawan.

- Pumili ng artwork na nais niyong ipakita sa inyong mga estudyante/anak. Ituon ang kanilang pansin sa ilang elemento ng larawan sa pamamagitan ng paggawa ng isang think aloud. Halimbawa, kung gusto niyong ituon nila ang kanilang pansin sa kulay, maaari niyong sabihin, "Bakit kaya naisip ng ilustrador na gumamit ng matitingkad na kulay?"

Anong nararamdaman niyo kapag nakikita niyo ang ganitong mga kulay?" Maaari niyo ring hikayatin rin silang mag-isip ng ibang posibilidad kapag sinabi niyong, "Ano kaya ang magiging hitsura ng larawan kung mas madilim ang mga kulay na ginamit ng ilustrador?"
- Hayaan ang mga batang mag-isip ng iba't ibang posibleng sagot sa mga tanong niyo. Pagkatapos, hikayatin silang kulayan ang larawan sa libro gamit ang mga materyales na meron sa paaralan o sa bahay. Sabihin sa kanilang maaari nilang gayahin ang estilo ng ilustrador. Maaari rin naman silang mag-eksperimento gamit ang iba't ibang materyales, kulay, texture, at iba pa.
- Pagkatapos nilang gawin ang art activity, himukin silang ituon ang kanilang pansin sa mga elemento ng artwork na maaaring gawan ng kuwento. Pwede niyo itong simulan sa pamamagitan ng pagtatanong sa kanila kung anong bahagi ng larawan ang nakakawili para sa kanila. Kung itinuro nila ang isang tao sa larawan, maaari niyong sabihin, "Ano kaya ang nararamdaman ng taong ito?" Kung hayop naman ang napansin nila, maaari niyong itanong, "Ano kaya ang susunod na gagawin ng hayop na ito?" Pwede niyo rin silang hikayating mag-isip kung ano ang gagawin nila kung sila iyung tao o hayop sa larawan. Tanggapin ang iba't ibang posibleng sagot.
- Maaari niyo ring ituon ang pansin ng mga bata sa setting o sa kapaligiran ng larawan. Marahil gusto niyo silang tanungin kung gugustuhin ba nilang pumunta sa lugar na ito. Mukha bang payapa ang lugar? O mukha ba itong mapanganib? Makatotohanan ba ang larawan o mukha ba itong kathang-isip?
- Kailangan lang tandaan na posibleng may mga batang mag-atubiling magsulat dahil takot silang magkamali. Ipaalala sa kanila na walang tama o maling sagot—ang mahalaga ay magsulat sila.
- Pagkatapos niyong ipakilala ang libro sa mga bata sa pamamagitan ng mga art at writing activities, hikayatin silang tingnan ang ibang bahagi ng libro.



CANVAS' 1 Million Books for One Million Filipino Children Campaign aims to inspire in children a love for reading by donating its award-winning books to public schools, hospitals, and disadvantaged communities throughout the country.

Imagine and believe.

A child with art and stories can change the world.

You can help us!

For more information, visit www.canvas.ph, email info@canvas.ph, or find us on Facebook:


Center for Art, New Ventures and Sustainable Development.

CANVAS, a non-profit organization, works with the creative community to promote children's literacy, explore national identity, and broaden public awareness of Philippine art, culture, and the environment.


MORE ACTIVITY BOOKS FROM CANVAS




KARAPAT DAPAT
Text by
May Tobias-Papa
Art by I.N.K.



LOOKING FOR JUAN / SINO SI JUAN:
A CANVAS ACTIVITY BOOK FOR CHILDREN
Activities written by
Annette A. Ferrer and Gigo Alampay
Art by John Paul Antido




MESSAGE IN THE SAND
COLORING AND ACTIVITY BOOK
Written by Charmaine Aserappa
Art by Roel Obemio



BENCAB'S ACTIVITY BOOK FOR CHILDREN
Activities written by Karen Joy Desamparado-Foronda
Art by Benedicto Cabrera



MAMITA'S GARDEN:
AN ACTIVITY BOOK
Written by Nicolas Gabriel Garcia
Art by Pam Yan-Santos



THE WEIGHT OF WORDS:
AN ALPHABET OF HUMAN RIGHTS
Edited by CANVAS
Artworks by Electrolychee, Dan Matutina, Gerilya, John Ed De Vera, Jom Masolabe, June Digan, Keith Dador, Kevin Roque, Lala Gallardo, Meneer Marcelo, Palma Tayona, Wesley Valenzuela

See CANVAS' award-winning picture storybooks at www.canvas.ph, and shop online at www.lookingforjuan.com.



UNLOCK THE STORIES WITHIN YOU!


CANVAS, a non-profit organization, works with the creative community to promote children's literacy, explore national identity, and broaden public awareness of Philippine art, culture, and the environment.

For more information, please visit www.canvas.ph or follow us at www.facebook.com/canvas.ph and www.instagram.com/canvasph.art.



www.canvas.ph

A child with art and stories can change the world.



THIS BOOK
IS SUPPORTED BY

